


# DOOR & FRAME ELEVATIONS



OPENING (S) :



10370 Regis Court, Rancho Cucamonga, CA 91730  
800-442-8250 office / 909-202-4569 fax

JOB NAME:

DRAWING:

REVISIONS	


JOB NO.

DRAWING BY:

DATE:

SHEET:

# DOOR & FRAME ELEVATIONS



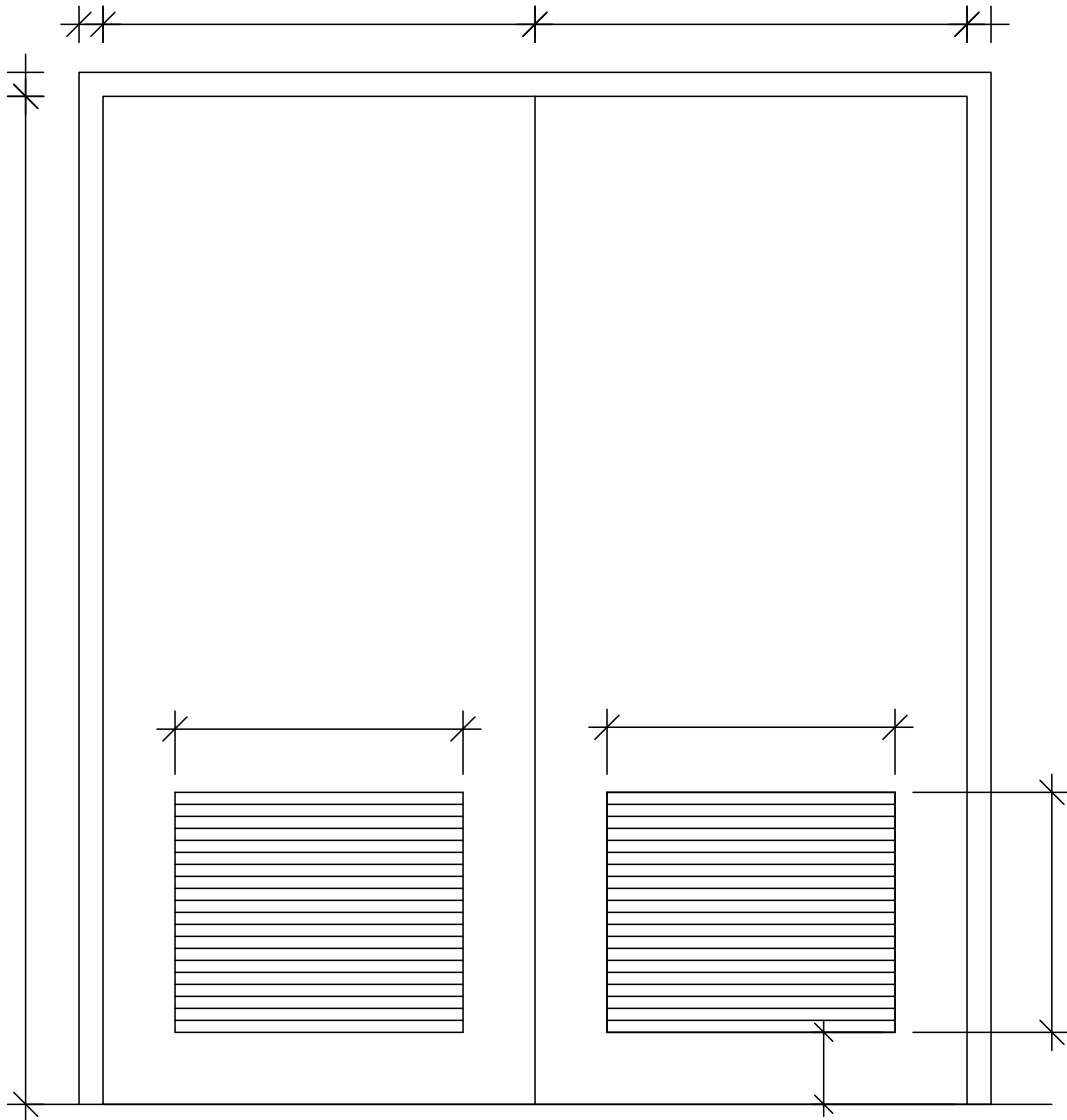
OPENING (S) :



10370 Regis Court, Rancho Cucamonga, CA 91730  
800-442-8250 office / 909-202-4569 fax

JOB NAME:	REVISIONS	JOB NO.	DATE:
			SHEET:
DRAWING:		DRAWING BY:	

# DOOR & FRAME ELEVATIONS



OPENING (S) :



10370 Regis Court, Rancho Cucamonga, CA 91730  
800-442-8250 office / 909-202-4569 fax

JOB NAME:

DRAWING:

REVISIONS


JOB NO.

DRAWING BY:

DATE:

SHEET:

# DOOR & FRAME ELEVATIONS



OPENING (S) :



10370 Regis Court, Rancho Cucamonga, CA 91730  
800-442-8250 office / 909-202-4569 fax

JOB NAME:

DRAWING:

REVISIONS

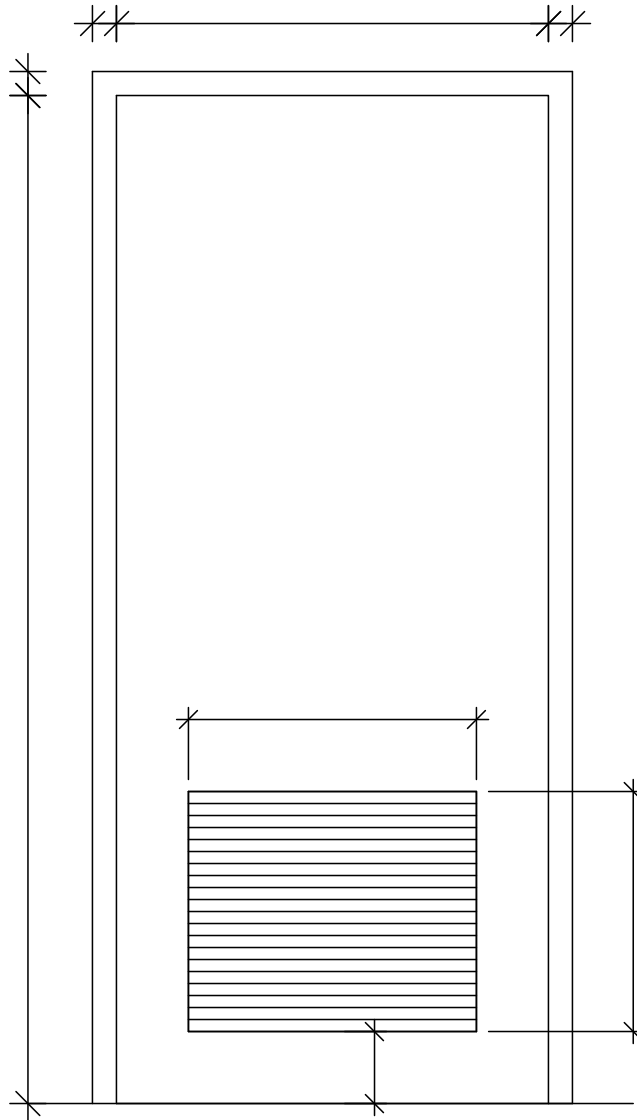
JOB NO.

DATE:

SHEET:

DRAWING BY:

# DOOR & FRAME ELEVATIONS



OPENING (S) :



10370 Regis Court, Rancho Cucamonga, CA 91730  
800-442-8250 office / 909-202-4569 fax

JOB NAME:	REVISIONS	JOB NO.	DATE:
			SHEET:
DRAWING:		DRAWING BY:	

DOOR HINGE LOCATIONS = DEDUCT 1/8"

MORTISE CL FROM ASA CL = 3/8" LOWER

	FENESTRA	CURRIES	5-10-EQUAL	CECO	AMWELD	REPUBLIC	STEELCRAFT	LAFD CO.
6-8	5-1/4" 35-1/4 39-11/16 65-1/4	5" 35-1/4 65-1/2	5" 35-1/4 65-1/2	6-3/4" 37-3/4" 38-3/16 68-3/4	7-1/2" 37-7/16 39-11/16 67-3/8	7-1/2" 37-7/16 39-11/16 67-3/8	7-1/2" 37-7/16 39-11/16 67-3/8	5" 35-1/4 39-11/16 65-1/2"
7-0	5-1/4" 37-1/4 43-11/16 69-1/4	5" 37-1/4 69-1/2	5" 37-1/4 69-1/2	6-3/4" 39-3/4 42-3/16 72-3/4	7-1/2" 39-7/16 43-11/16 71-3/8	9-1/2" 39-7/16 43-11/16 69-3/8	7-1/2" 39-7/16 43-11/16 71-3/8	5" 37-1/4 43-11/16 69-1/2
8-0	5-1/4" 30-5/8 55-15/16 81-1/4	5 30-1/2 56 81-1/2	5" 30-1/2 56 81-1/2	6-3/4" 32-3/4 58-3/4 84-3/4	7-1/2" 32-51/64 58-5/64 83-3/8	9-1/2" 33-1/2 57-3/8 81-3/8	7-1/2" 32-51/64 58-3/32 83-25/64	5 30-1/2 56 81-1/2

5/16 BACKSET

5/16 BACKSET

5/16 BACKSET

5/16 BACKSET

1/4" BACKSET

5/16 BACKSET

5/16 BACKSET

5/16 BACKSET